

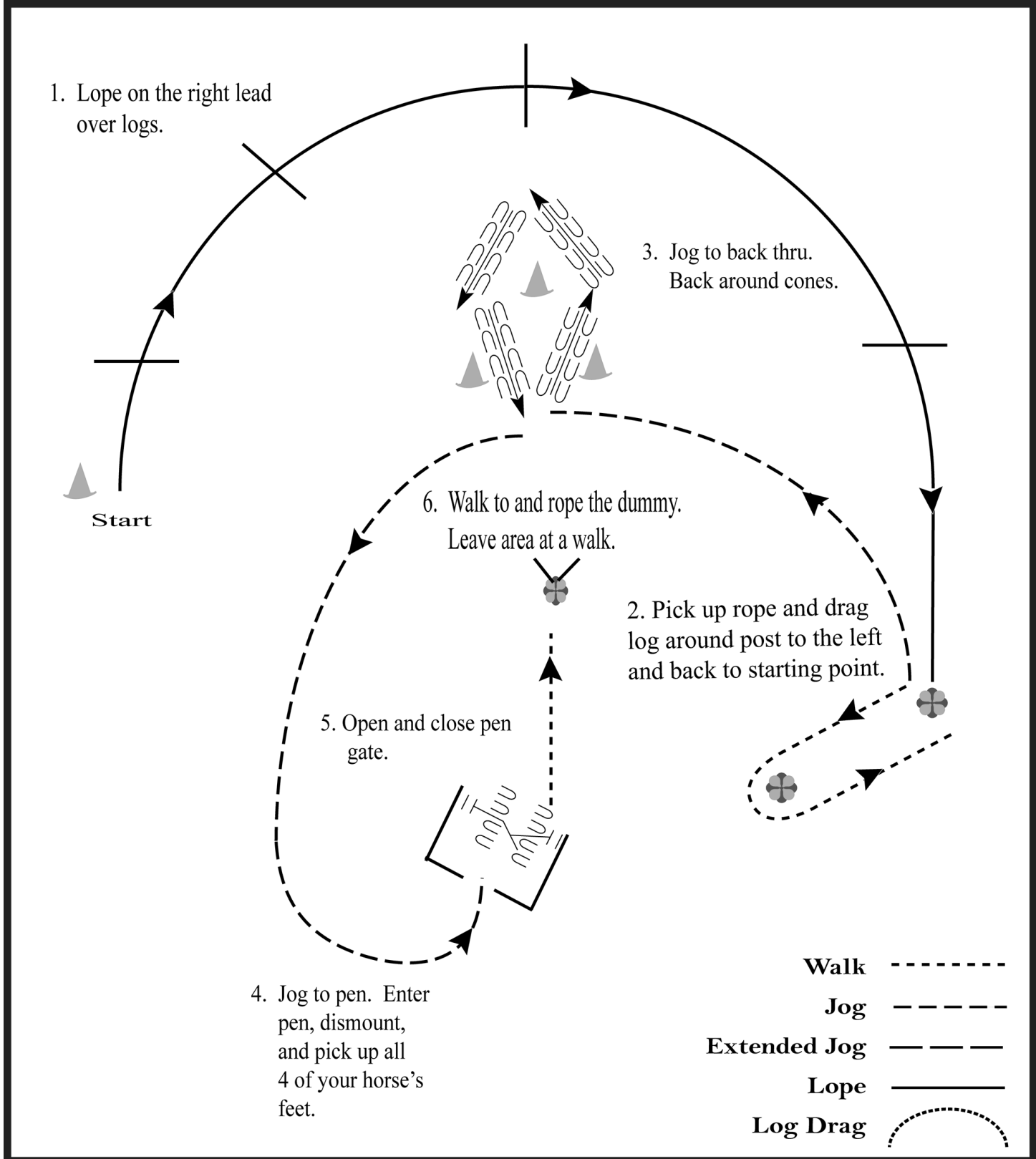
Sherwood Easter Show 2024

All Ranch trail

Show Date: 29/03/24 - 31/03/24

www.HorseShowPatterns.com

www.HorseShowPatterns.com



[RT/1]

Pattern Provided by:
Show Management

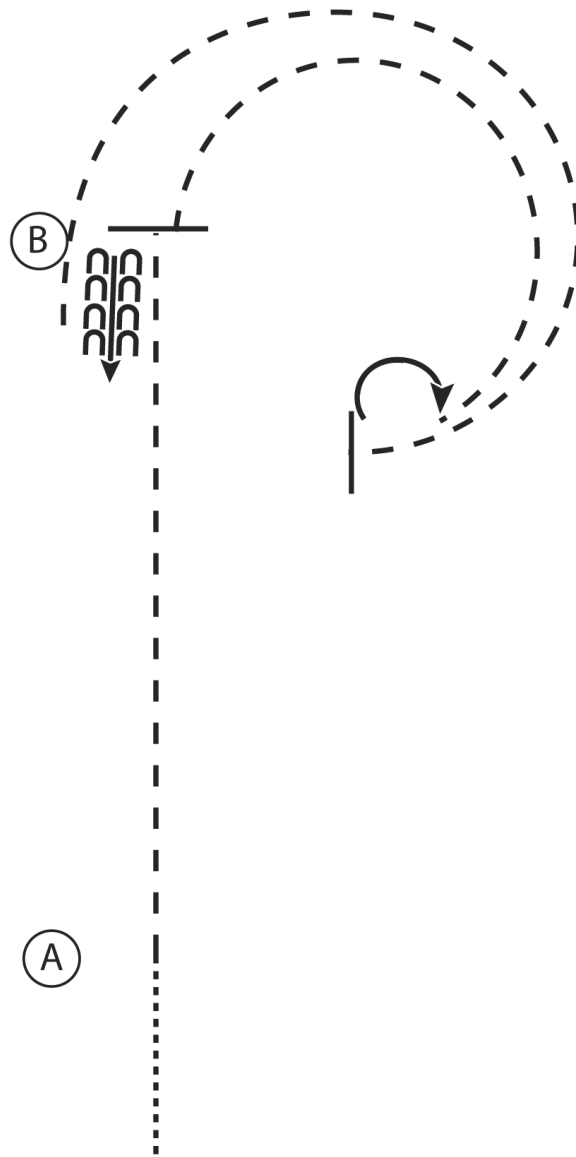
Sherwood Easter Show 2024

All walk jog horsemanship

Show Date: 29/03/24 - 31/03/24

www.HorseShowPatterns.com

www.HorseShowPatterns.com



1. Walk to A
2. Jog A to B
3. At B stop and back
4. Jog 3/4 circle to the right
5. Stop and perform a 180 degree turn to the right on the hindquarter
6. Jog a circle back to B
7. Stop at B

Walk
Jog	-----
Extended Jog	-----
Lope	—————
Leg Yield	
Lead C change	↘ ↙
Back	←←← ←←←
Marker	(B)
Sidepass	←-----←

[WH/WT-12]

Pattern Provided by:
Show Management

Sherwood Easter Show 2024

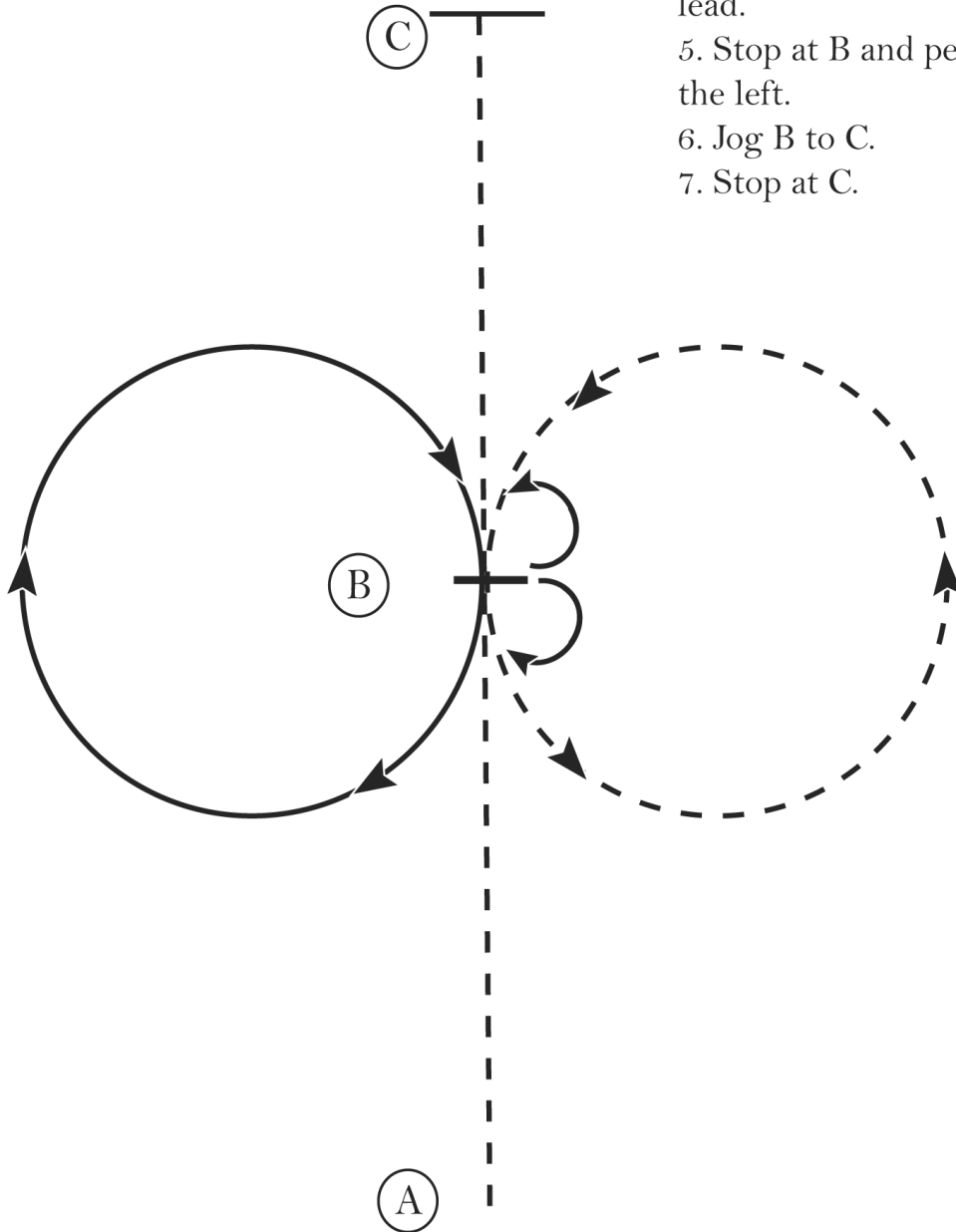
Open , L1 Youth and L1 Amateur Horsemanship

Show Date: 29/03/24 - 31/03/24

w w w . H o r s e S h o w P a t t e r n s . c o m

w w w . H o r s e S h o w P a t t e r n s . c o m

1. Jog A to B.
2. Stop at B and perform a 180 degree turn to the right on the hindquarters.
3. Jog a circle to the left.
4. At B lope a circle to the right on the right lead.
5. Stop at B and perform a 180 degree turn to the left.
6. Jog B to C.
7. Stop at C.



Walk
Jog	- - - - -
Extended Jog	— — — — —
Lope	—————
Leg Yield	
Lead Change	↘
Back	←←←←← →→→→→
Marker	(B)
Sidepass	←- - - - ->

[WH/1-10]

Pattern Provided by:
Show Management

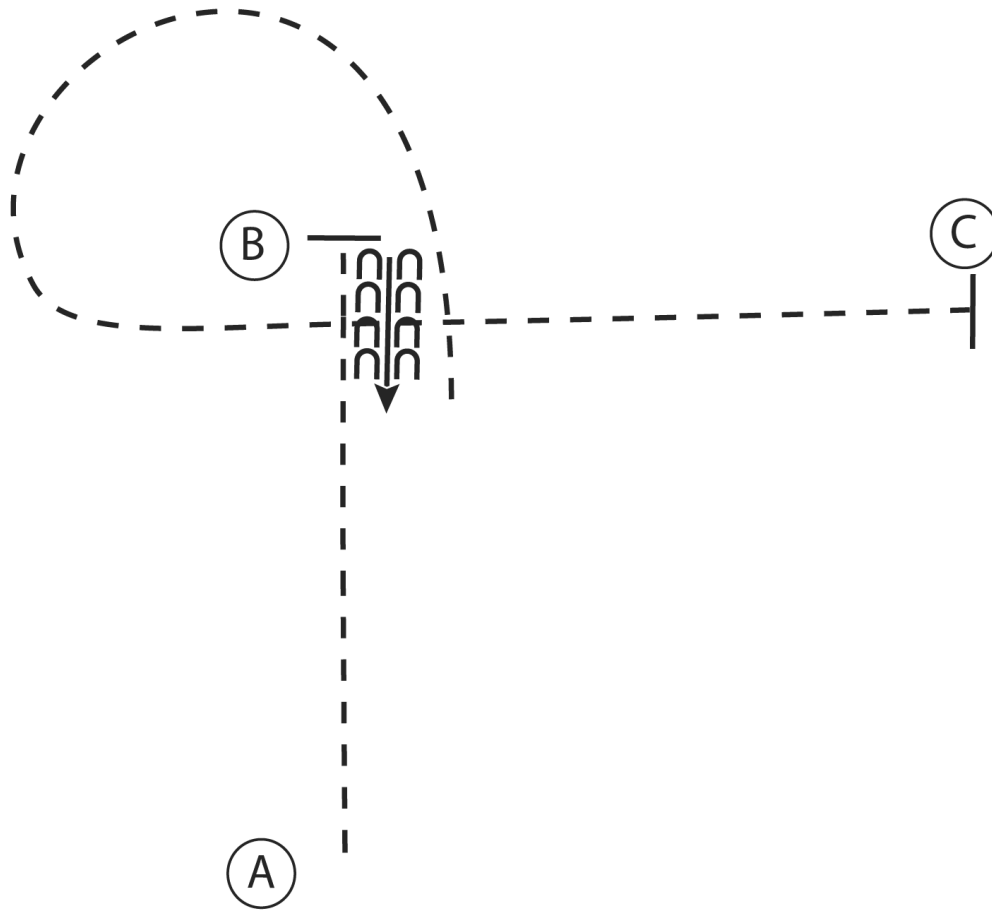
Sherwood Easter Show 2024

All Walk Trot HSE

Show Date: 29/03/24 - 31/03/24

w w w . H o r s e S h o w P a t t e r n s . c o m

w w w . H o r s e S h o w P a t t e r n s . c o m



1. Trot A to B
2. At B stop and back 4 steps
3. Trot a circle around B and continue to C
4. Stop at C

Walk
Trot	- - - - -
Extended Trot	- - - - -
Canter	—————
Leg Yield	
Lead Change	↘
Back	← C C C C
Marker	(B)
Sidepass	← - - - - ←

[HSE/WT-2]

Pattern Provided by:
Show Management

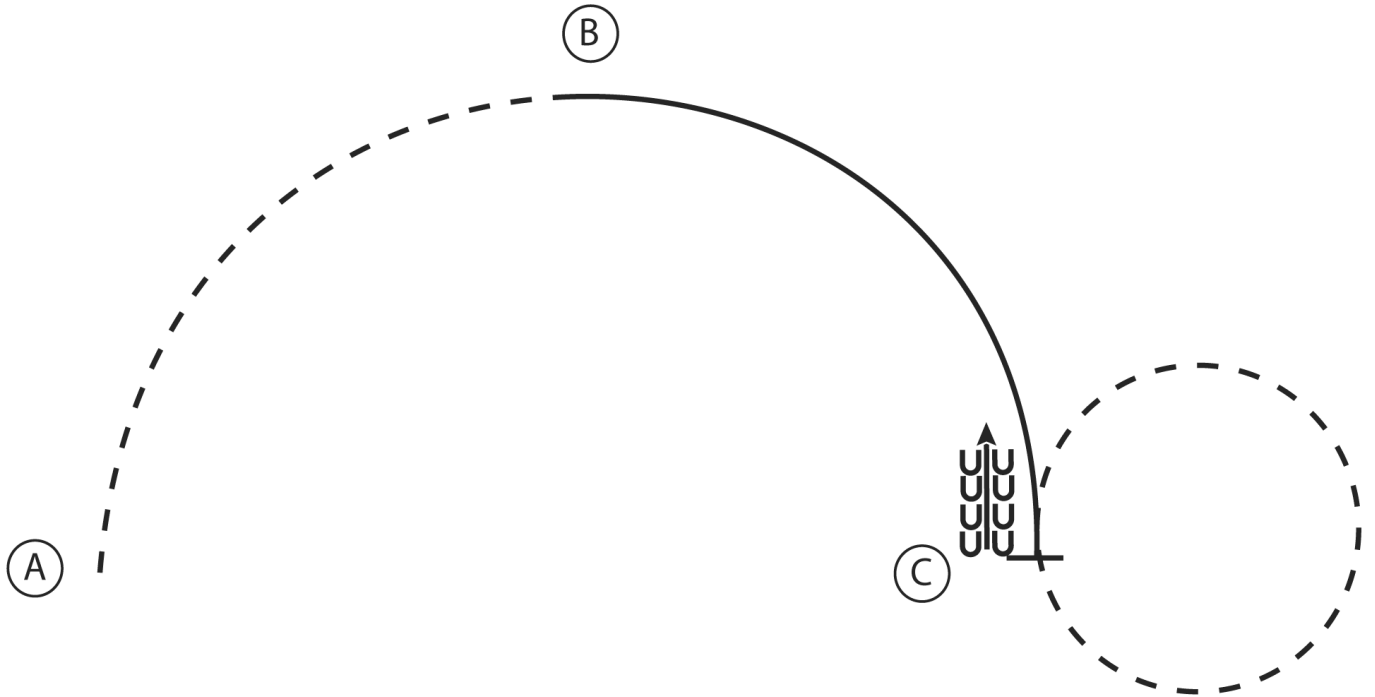
Sherwood Easter Show 2024

Open , L1 youth and L1 Amateur HSE

Show Date: 29/03/24 - 31/03/24

w w w . H o r s e S h o w P a t t e r n s . c o m

w w w . H o r s e S h o w P a t t e r n s . c o m



1. Posting trot on the left diagonal A to B
2. At B canter on the right lead to C
3. At C posting trot a circle to the left on the right diagonal
4. At C stop and back 4 steps

Walk
Trot	- - - - -
Extended Trot	- - - - -
Canter	—————
Leg Yield	
Lead Change	↘
Back	←←←←←
Marker	⊙ (B)
Sidepass	←- - - - -

[HSE/1-17]

Pattern Provided by:
Show Management

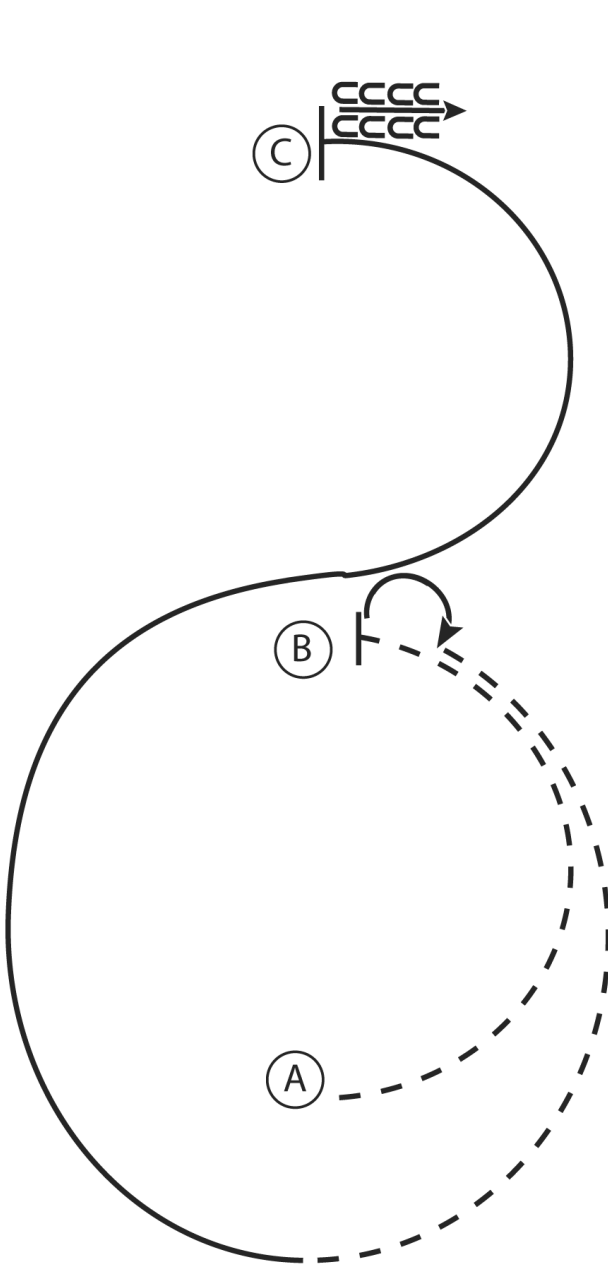
Sherwood Easter Show 2024

Youth and Amateur HSE

Show Date: 29/03/24 - 31/03/24

www.HorseShowPatterns.com

www.HorseShowPatterns.com



1. Posting trot half circle A to B
2. At B stop and perform a 180 degree turn to the right on the forehand
3. Posting trot half circle B to A
4. At A canter a half circle to B on the left lead
5. At B maintain the left lead in a half circle to C
6. At C stop and back 4 steps

Walk
Trot	- - - - -
Extended Trot	- - - - -
Canter	—————
Leg Yield	
Lead Change	⋈
Back	←←←←← ←←←←←
Marker	Ⓚ
Sidepass	←- - - - ←

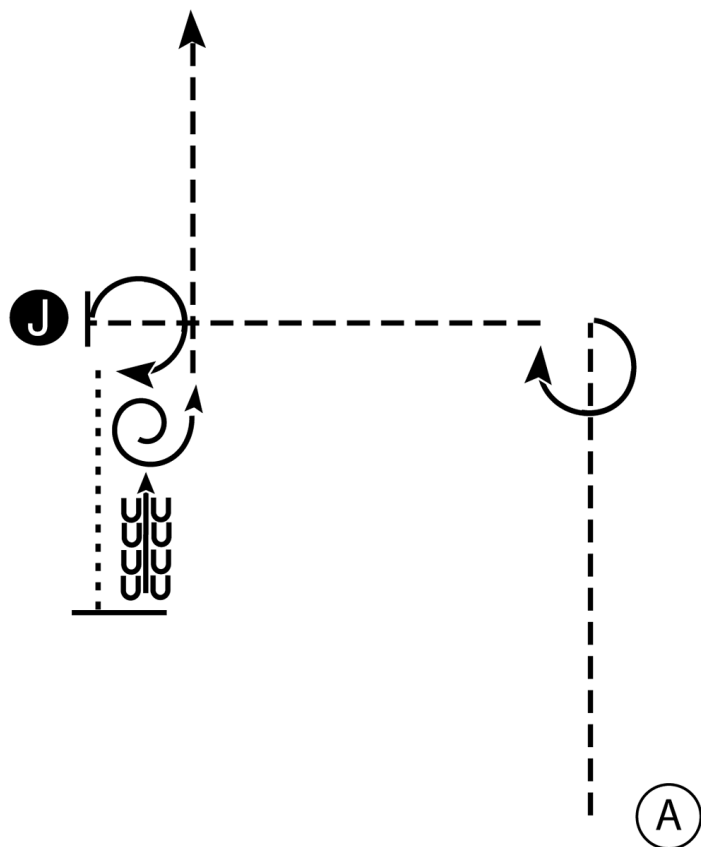
[HSE/2-7]

Pattern Provided by:
Show Management

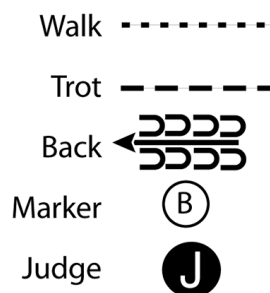
Sherwood Easter Show 2024

All Showmanship Classes

Show Date: 29/03/24 - 31/03/24



1. Trot from A until even with the Judge.
2. Stop and perform a 270 degree turn.
3. Trot to the Judge. Stop and set up for inspection.
4. When dismissed perform a 270 degree turn and walk three horse lengths.
5. Stop and back four steps.
6. Perform a 540 degree turn and trot to the line-up.



[S/3-7]

Pattern Provided by:
Show Management